

June



OCMC Lecture*

**At the Downtown Anaheim Community Center
Wednesday, June 14th, 2023**

250 E Center St, Anaheim, CA 92805

Doors open at 6:30 for Meet & Greet
Meeting starts at **7:00**

*** If you have a balloon pump, bring it to the lecture.**

Officers:

President.....**Brad Erickson**
Vice President/Raffle.....**Jaron Lee**
Secretary.....**Joy (Nishijima) Fujita**
Treasurer/Webmaster.....**Phil Ureno**
Sergeant at Arms/Librarian.....**Harrison Kaplan**
Newsletter.....**Robert Widmer**
Historian.....**Julian Devero**
Member-at-Large.....**Jason Burke**

New Meeting Start Time

Club meetings will now start at 7:00. Doors will open at 6:30 for meet and greet!

ANNOUNCEMENT

May Meeting

May's meeting was a chance for members to talk about their favorite magic book and present an effect from that book. Our club president, Brad got the meeting rolling by first introducing the many guests attending tonight.

Alan was not at April's meeting; so, Brad was able to present Alan Hanson with his award for his 3rd place win in February's close-up competition.



Brad then gave the lowdown for the night's Book Share followed by a Show & Tell.

Brad spoke with Mel, who could not attend the meeting. Although, Mel is still recovering, when he heard about the Book Share agenda, he regretted not being able to attend, Mel has a great number of books he would have loved to share. Wishing Mel the best, we all hope to see him back soon! I understand, Sadie the Snake is helping Mel select a book for the next book share.

Jaron, used to being in the first position, got the ball rolling with a delightful coloring book routine. Jaron brought a blank coloring book, but, with audience help and a little music, he left with a coloring book bursting with all sorts of colors, even mauve!



Rob (Yours truly!) was up next presenting the card routine, Jack Syn-apses, from his favorite book, By Forces Unseen, the innovated card magic of Ernest Earick. The Jacks & Aces trade places in quite a unique manner.

A guest at tonight's meeting, Chaz got up next to preset a wonderful card routine. Assisted by another guest Tommy and two red-heads (the Queen of Hearts & the Queen of Diamonds). Chaz got Tommy's selected card to jump from the deck into the middle of the two queens held in Tommy's hand. A small miracle to be following by a bonus card trick. Jaron assisted by selected a card from the deck, Chaz, was able to find the mate of Jaron's selected card in an unusual manner.




Our newest member, Philip was up next. Guest James assisted Philip by selecting a card, to be later found reversed in the deck. Philip then shared two favorite books of his, Counts, Cuts, Moves, and Subtleties, which has many great utility sleights within, and his other choice, The Royal Road to Card Magic.



Next up, Ed presented an effect from his favorite book, 13 Steps to Mentalism, by Corinda. Assisted by Frank, Ed presented a book test, where Frank selected a torn one torn page corner from a basketful of torn page corners. Frank's selection matched perfectly with the book pages single torn corner.



Next up was Jason, whom, by the way, created the evening's excellent table used by everyone's performance. It had the perfect surface ideal for card effects.



Jason had James select a card from deck. The selected card matched a Jumbo prediction card Jason had on the table. Jason followed up with a bonus 2nd climax, having Brad shuffle a deck of cards, Jason tossed the cards one at a time on to a Jumbo card, Brad says, STOP, at that


moment, Jason turns over both cards and they match. Another mystifying effect from Jason!

Jason finished off with a superb rope routine. Using merely a ring, safety pin and a piece of rope, Jason, safety pinned a loop into the center of the rope Placing the rope underneath a red, high-end dinner table napkin; Jason somehow managed to loop the ring onto the center of the rope. Philip and James had been holding the ends of the rope the entire time. Bravo!




Jason shared two of his favorite books, Scarne's Magic Tricks and Mark Wilson's Complete Course in Magic.

Visitor John, shared his book, Finding Your Light Bulb, by Steve Trash. It is a book about how to brand yourself to be the most unique entertainer in your field.



George Reis showed us some incredible lecture notes with interesting thoughts about daily practice techniques. Such as cold practice where you just pick up your practice item, such as a deck of cards, 'practice for a moment, then



put it down. Also, the author recommends 'Space Repetition', which is practicing for short bursts frequently throughout the day.

Brad's favorite book, *Perform: All the Stuff to Think About* by Tim Hanig. The book is all about showmanship, character and style; but, there are zero tricks in the book. It's all about performing.



Next up was Jaron, he emphasized the importance of feedback. He looks to find out what part of the performance was strongest, weakest, and what could be done to make the performance better. Jaron performed a card effect assisted by a club visitor Rachel. Rachel selected a card, Jaron always prepared, had an insurance policy handy in case if



had difficulty finding Rachel's card. The policy named Rachel's correct card!

Your Truly, Rob (Me!) was up again to perform Ernest Earick's Tandom in One from By Forces Unseen.



It's a shuffle routine, where 5 hands of Poker are dealt with the aces and kings going to the players selected.


Western finished off the night with a fun card effect, just when everyone thought he did not find the card, he finds it in a most unusual way.

Wonderful!



This evening's book share was a lot of fun!






Jaron lets everyone know that the raffle has moved!

It's now held in the back of the room.

Those looking for the raffle in the front of the room will no longer find it. Look for Jaron in the back of the room to purchase your raffle ticket and support the club!

Please try to bring exact change (\$5 or \$10). Thanks. Remember, Everyone is a Winner!






June's Lectures

Workshop w/Ricky Ricardo (balloons)

And

Workshop w/Joy Fujita (origami magic)



Hope to see you Wednesday
14-June at the usual time.



*If you have a balloon pump, bring it to the lecture.

2023 Dues can now be paid. We have given a two-month grace period. You will now need to pay \$5 for each meeting you attend, or, better yet, pay your dues at the next meeting.



Just a reminder, 2023 dues are now due.

You can pay dues on the OCMC Club website:

TheOCMC.com

Select the Join or Renew Membership tab.

You can also pay Phil directly at the next meeting.

Meanwhile, as Phil says, Keep Calm and Pay Your Dues!

Cash, Check, or Credit Cards accepted.



2023 OCMC Schedule



June 14th	Workshop w/Ricky Ricardo (balloons) and Workshop w/Joy Fujita (origami magic)
July 12th	Workshop w/Robert Gonzalez (single-slight close-up) and Workshop w/Jason Burke (TBD)
August 16th	Stage Competition (Exact date & details TBD)
September 13th	Mini-Lecture w/Brettso the Great (show flow) and Workshop w/Western Palacios (Daryl's rope & ring magic)
October 11th	Rehearsal & Critique for November Show (Those scheduled to perform in November will perform their act and receive feedback to polish their acts.)
November Show Exact date TBD	Ticketed Magic Show (Open to Public)
December 13th	Holiday Potluck & Mini-Show

The OCMC newsletter will regularly feature articles on magic written by Member George Reis.

This is the 5th of a series of articles in which George will share his thoughts on learning magic. He would love your feedback, so please feel free to email him to share your thoughts and ideas.



On Learning Magic

George Reis

reis@imagingforensics.com

Watch the video! Well, that implies that you've recorded one – you have recorded one, haven't you?

When I first started taking lessons from Rich Cowley at the Magic Castle, he told us to practice, of course. But he said not to just practice, but to record ourselves with our cell-phone cameras from a position that would represent an audience member. He even had another idea – print a photograph of someone and cut a hole in it and tape it to your phone. This way, you can make eye contact with the camera instead of posing for the camera.

In that Level 1 class, Rich wanted us to learn to do some basic techniques without having to stare at our hands. This gave us a good way to work on it and to evaluate if we were successful. He wanted us to remember that when we perform magic, we are doing so for an audience. He wanted us to review our videos and learn from them.

The phenomenal saxophonist, Grace Kelly, was recently interviewed on episode 168 of the Everything Saxophone podcast and discussed her method for practicing her stage performance technique. She practices in front of a mirror; and she also records herself and reviews how she looks on stage. Yes, a musician makes videos of herself to work on the way she looks while playing her instrument.

If you haven't seen Grace Kelly perform, here is a link to her performance, Grace Kelly with Strings: At the Movies Trailer, <https://www.youtube.com/watch?v=yzC_8WHjSFQ>.

I think everyone will agree that Kobe Bryant was one of the world's greatest basketball players. In an interview in episode 691 of The School of Greatness podcast, he spoke about reviewing game day videos. He explained to a player he was coaching about the need to watch the video from the prior year's game against a team they were about to face. She was hesitant to watch the video because they lost that game. Kobe explained to her that in order to improve it was necessary to watch the video and find out what they could have done differently. He said, "You have to really study it. Face it. Not to say you'll win the next time, but you'll give yourself a better chance."

He also discussed watching game day videos when Phil Jackson first started coaching the Lakers. He describes the process, "I thought we were going to watch what we call 'touches.' ... No, we're watching the start of the game to the end of the game. ... Rewinding. ... Stopping. ... Slow motion. Every little thing. Every game of that season." Imagine the time spent in the days of VHS tapes going through multiple camera angles and rewinding, stopping, and playing sections in slow motion. Phil Jackson and Kobe obviously found that it was valuable enough to invest that time into doing this. For every game.

In addition to recording your practice and rehearsal sessions, have someone record your performances. Another magician, John Kippen, told me that he uses two cameras when recording a performance – one to record him, and the other to record the audience. This gives him the opportunity to see how they respond to each move, each line, every magical moment. Maybe the audience is silent when you do a

move – but you can see in the video that they are not bored, but are fully engaged, and awestruck. Or, maybe you think you remember them laughing at an old joke, but watching the video shows that they are actually groaning.

Our memories are imperfect. What we see when we perform is different than what the audience sees. The video provides us with a much more accurate account of what happened. Watching our videos with a critical eye, with the goal of using it to help us improve, will work.

Do you record your performances and review them with that level of detail? Do you record your practice sessions and review them?

Rich Cowley and John Kippen aren't the only magicians to give this advice. Grace Kelly isn't the only musician to video record her practice sessions to analyze her stage performance style. And, Kobe Bryant isn't the only sports figure who expounds the value of reviewing the game day videos.

If you aren't pressing that record button on your cell phone video camera when you practice, why not? If you want to improve, you need to see how you look to the audience. Maybe you'll learn that you need to adjust your angles, use a different method, edit out some patter and eliminate some dead time, make the magical moment more exciting, adjust your timing, etc. You will learn something. Don't just review these videos – study them with a critical eye. Judge yourself. Look for the places that you need to improve. And, then take your own advice and make your magic better for it.

In a future article we can discuss the value of watching the recordings of other magicians.

Please share your ideas and feedback with me regarding these articles. I'm learning as I go along, and your input will be valuable to me as I prepare future article.



Raffle



Jaron conducted a very successful raffle. Julian picked up our Silent Auction item.



Many visitors and guests participated in the club raffle.

Everyone was a winner!



Thanks to all who participated!
All proceeds go to our club.



Julian picked up the magical effect
Cold Case in the Silent Auction



Many Happy Winners!





shutterstock - 635777969



Other Events in the Area:

For more Ring96 information, visit their website at www.Ring96.com

Quote:

"Sometimes magic is just someone spending more time on something than anyone else might reasonably expect."

— Teller —